

## Enrollment and Authentication Processes for Online Banking

Beginning July 22, 2014, New Mexico Bank & Trust will have a new Online Banking system that will require all current customers to complete an Enrollment and Computer Authentication Process. Secure access codes, updated password requirements, and computer authentication will be used to improve security for our customers.

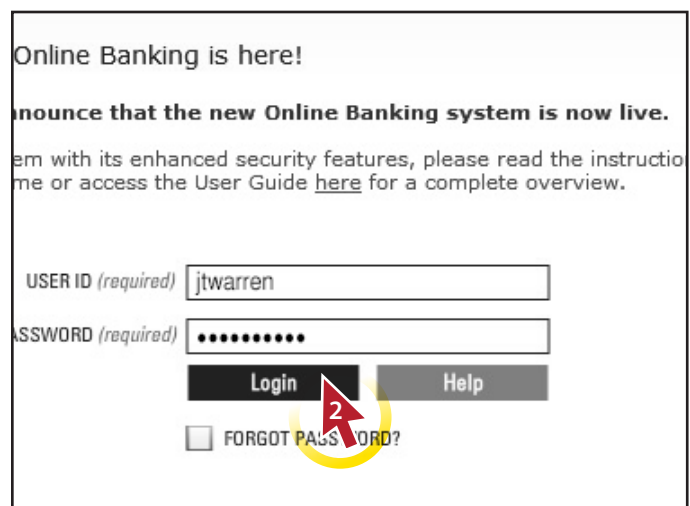
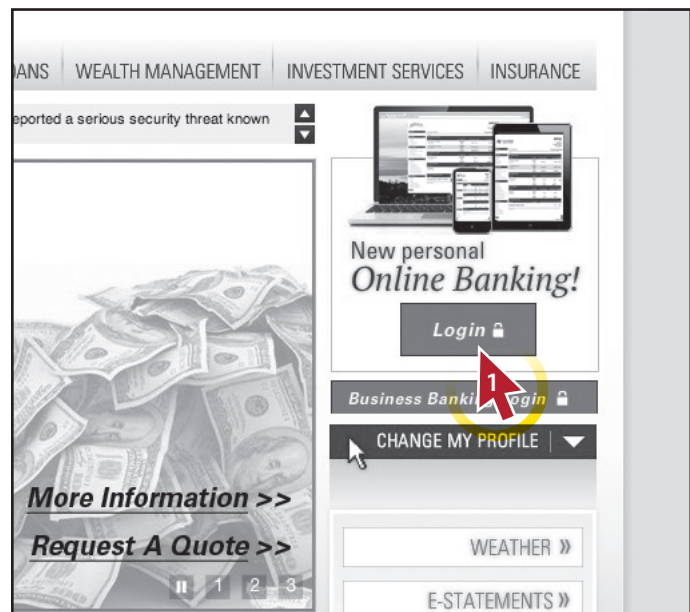
To help with your first two login experiences, which include Enrollment and Authentication, please follow these steps.

### Logging In the First Time to Enroll

The first time you log in, you will complete the Enrollment Process. Security measures including a secure access code are used to ensure your identity.

- 1** Click the Login button to proceed to the Login Screen.
- 2** **Login**  
Type in your current Login ID and Password just as you do today. Select 'Login'.

*Continued on Next Page*



*Have questions? Call (877) 280-1856 for assistance.*

### 3 Select Delivery

Select one contact from the list that you can immediately access, and our system will deliver a temporary Secure Access Code to you within minutes.

What is a Secure Access Code? A Secure Access Code is a one-time use code that allows you to securely log in to our Online Banking system. It is delivered to you via phone call or SMS text.

### 4 Enter Secure Access Code

Enter your Secure Access Code and click 'Submit'.

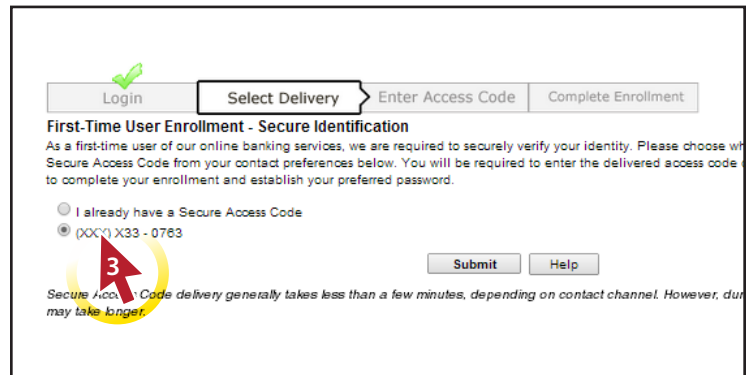
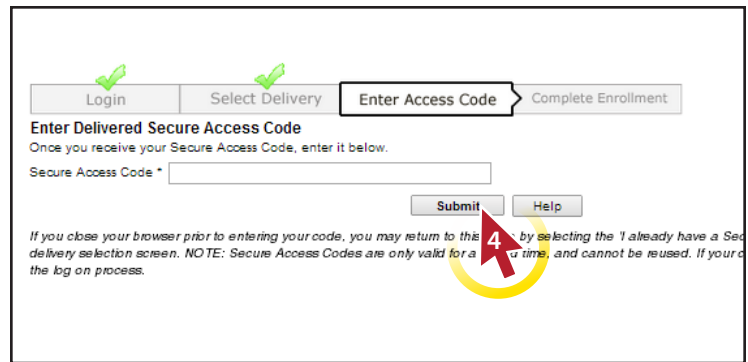
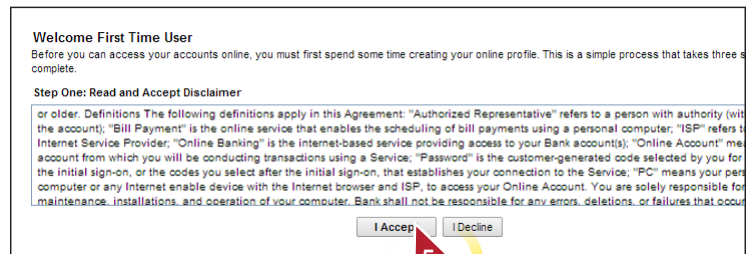
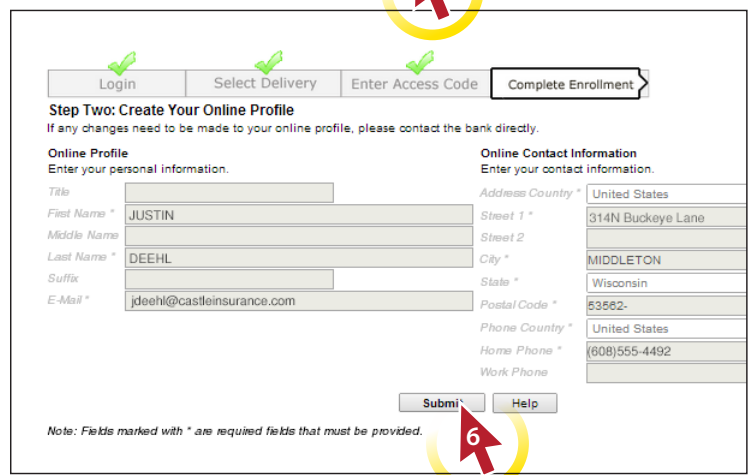
### 5 Accept Terms

Before you can access your online accounts, you must create your online profile. Read through the disclaimer and then click 'I Accept' to continue.

### 6 Review Your Online Profile

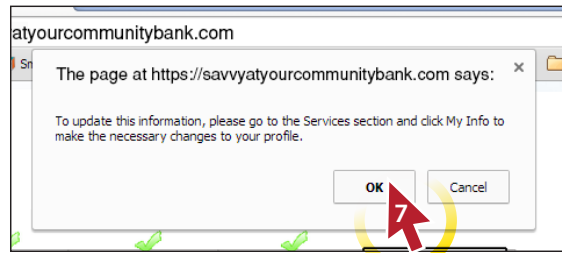
Review your personal information to be sure it is correct. Fields marked with an asterisk (\*) are required. Take note of any changes needed; you will update your profile in a different section of Online Banking. Click 'Submit' to proceed.

Continued on Next Page

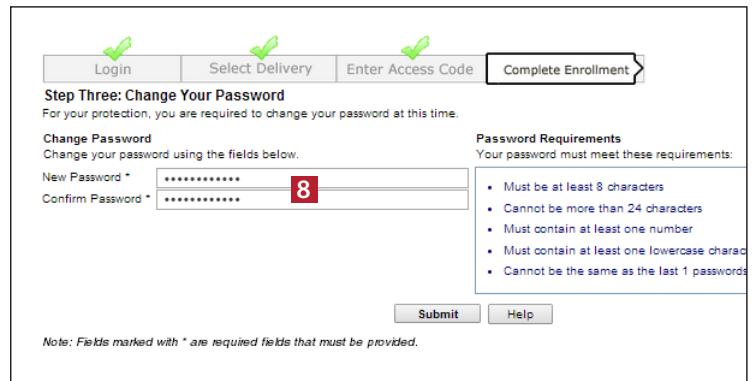





Have questions? Call (877) 280-1856 for assistance.

**7** If you need to update any information for your online profile, the alert dialog box which appears indicates you can make those changes by navigating to Services > My Info after the log in process is complete. Click 'OK' to proceed.



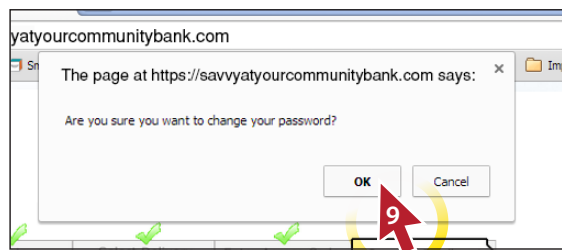
**8 Change Your Password**  
To help protect your Online Banking identity, increased password requirements have been implemented. If your current password meets these new requirements, you may keep your current password if you wish. Otherwise, update your password so it meets the new requirements.



### New Password Requirements:

- Must contain at least 8 characters
- Cannot be more than 24 characters
- Must contain at least 1 number
- Must contain at least 1 lowercase character

**9** Click 'OK' in the alert dialog box to change your password and complete the Enrollment Process. You will then be directed to your first Online Banking session.



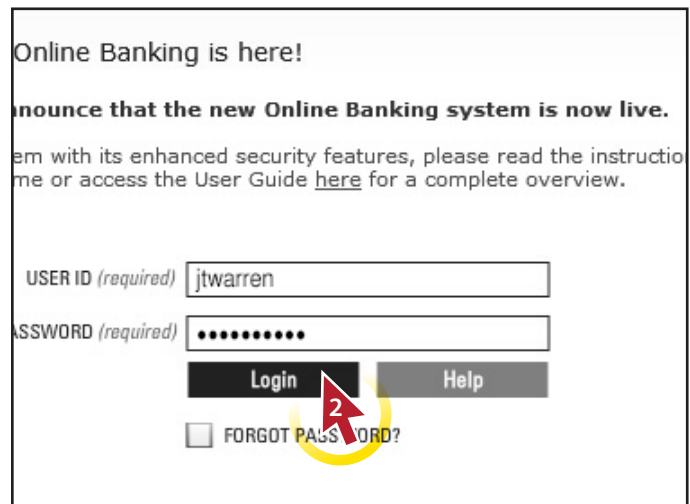
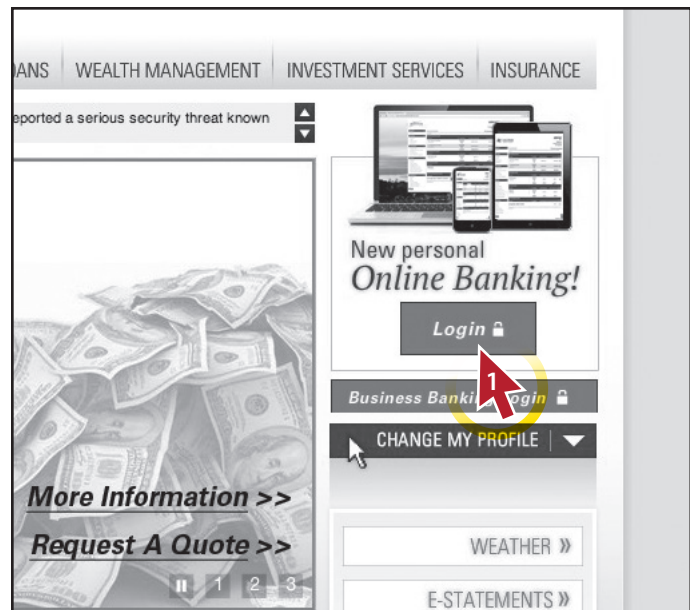
*Have questions? Call (877) 280-1856 for assistance.*

## Logging In the Second Time to Authenticate Your Computer

The second time you log in, you will complete the Authentication Process. Security measures including a secure access code will again be used to ensure your identity.

- 1 Click the Login button to proceed to the Login Screen.
- 2 **Login**  
Type in your Login ID and recently updated Password. Select 'Login'.

*Continued on Next Page*



*Have questions? Call (877) 280-1856 for assistance.*

### 3 Select Delivery

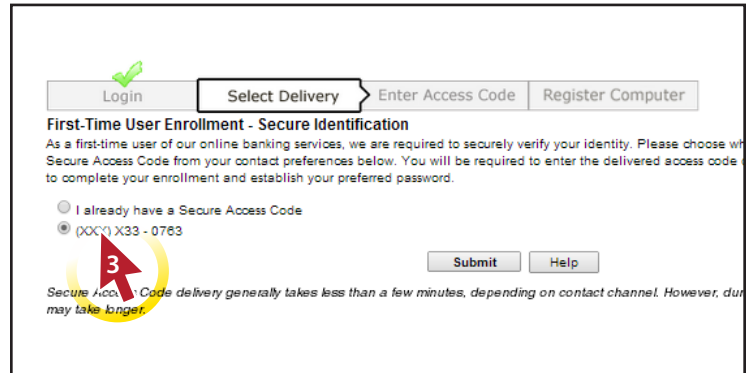
Select one contact from the list that you can immediately access and our system will deliver a temporary Secure Access Code to you within minutes.

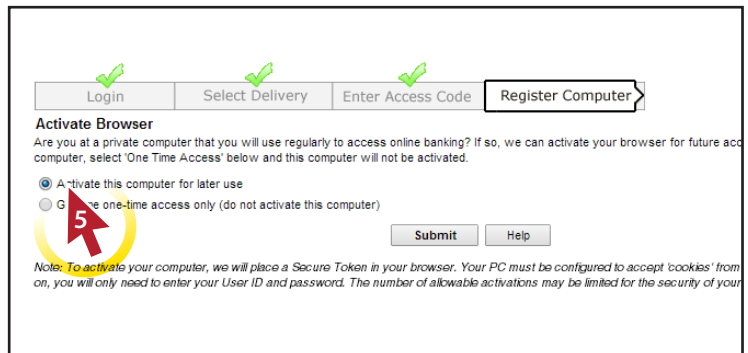
### 4 Secure Access Code

Enter your Secure Access Code and click 'Submit'.

### 5 Register Computer

You will be prompted to Activate your computer. If you are at a private computer that you will use regularly to access Online Banking, select 'Activate this computer for later use'. If you are at a public computer, select 'One Time Access'. Click 'Submit' to complete the Authentication Process and proceed to your Online Banking session.





Have questions? Call (877) 280-1856 for assistance.